

Date: December 18, 2017

**Product Bulletin 393R announcing the 10" x 1½" and 10" x 2¼" Electric Brakes to Utilize Single Retractor Spring is being reissued. The revised version corrects the 3.5K brake description.**

**Subject: 10" x 1½" and 10" x 2¼" Electric Brakes to Utilize Single Retractor Spring**


Dexter is pleased to announce a running production change to incorporate a single retractor spring on the 10" x 1½" 3,000 lb. and 10" x 2¼" 3,500 lb. electric brake assemblies for Dexter's #9, #10, D30, and D35 axles. With this change, Dexter will be transitioning from a dual retractor spring design to a single retractor spring design (see picture below).

The 10" x 1½" and 10" x 2¼" electric brake changes incorporate the single retractor spring that is utilized on electric brakes with park assemblies along with an innovative anchor post design. Dexter recognizes the importance of fewer service parts and an easier installation.


When replacing the entire brake assembly, the new single retractor spring brake can be used in place of the dual retractor spring design.

The new single retractor spring design utilizes the existing brake shoes; therefore no change is needed to the shoe and lining kit. However, the brake spring kit will now include both the dual and single retractor springs to service new and old brakes in the field.

Dexter proudly manufactures friction material, brake shoes, magnets, magnet lever arms and backing plates to the highest level of quality and integrity at our facility in Albion, Indiana. This level of vertical integration allows Dexter to quickly introduce improvements and innovation to the market while maintaining high performance standards.



When performing service, be sure to identify which version of brake you have. The pictures below highlight the different anchor posts used on both the single and dual retractor spring designs. Like components should always be replaced with like components, as using different component combinations can cause brake performance issues or potentially cause the brake to malfunction.



**BRAKES ASSEMBLIES AFFECTED:**


D30 & D35 SERIES 10" BRAKES

Part Number	Kit Number	Description
023-472-00	K23-472-00	10" x 1½" LH
023-473-00	K23-473-00	10" x 1½" RH
023-476-00	K23-476-00	10" x 1½" LH Nev-R-Adjust®
023-477-00	K23-477-00	10" x 1½" RH Nev-R-Adjust®
023-026-00	K23-026-00	10" x 2¼" LH
023-027-00	K23-027-00	10" x 2¼" RH
023-216-00	N/A	10" x 2¼" LH 33" Leads
023-217-00	N/A	10" x 2¼" RH 33" Leads
023-468-00	K23-468-00	10" x 2¼" LH Nev-R-Adjust®
023-469-00	K23-469-00	10" x 2¼" RH Nev-R-Adjust®
023-468-01	N/A	10" x 2¼" LH Nev-R-Adjust® 33" Leads
023-469-01	N/A	10" x 2¼" RH Nev-R-Adjust® 33" Leads

Dexter's electric brake spring kit will now include both single and dual brake springs.

Kit Number	Description
K71-363-00	Brake Spring Kit for 10" and 12" Electric Brakes

Please contact your Dexter Sales Engineer if you have additional questions or need further assistance.



Mark Nave  
Market Manager